



2016-17

**Intensive Health Camps
(with IEC Campaign)**

for

Returnee migrants their families

West Bengal



Surendra Gupta, IAS

Secretary

**Department of Health & Family Welfare, Govt. of West Bengal
& Project Director, WBSAP&CS**

Foreword

Sentinel Surveillance data showed that prevalence of HIV infection among the migrants and their spouses is considerably higher than the non-migrants & their spouses.

These out-migrants usually return during festival time to their native places. In order to reach them & their spouses, a total number of 126 intensive health camps and communication campaigns were conducted by West Bengal State AIDS Prevention & Control Society in collaboration with District Health and Family Welfare Samitis at pre-determined strategic locations of the high outmigration blocks/villages during the festival season in months of September, October, November 2016.

I am thankful to district administration, NGO TI partners implementing LWS, SIA & other intervention programmes, DAPCUs and all the staffs of WBSAP&CS to make the programme successful.

I would like to complement & record my appreciation to the entire team of Targeted Intervention (TI) Division, WBSAP&CS for successfully conducting the programme.

I would also like to complement Monitoring & Evaluation (M&E) Division, WBSAP&CS for bringing out this publication.

**Secretary,
Department of Health & Family Welfare
& Project Director, WBSAP&CS**

CONTENTS

| | |
|--|-----------|
| Background | 2 |
| How was the health camps conducted? | 3 |
| Glimpse of Health Camps for returnee migrants & their families' 2016: | 8 |
| District-wise facts & figures | 10 |

Background

Available evidences on HIV epidemic clearly indicates the role of Migration on HIV transmission in West Bengal and there is always a need to reach out those migrants and their spouses with HIV related services tailored for the group apart from the activities couched in the Revised Migrant Strategy already in implementation at Migrant Destination sites.

The best time to reach out the migrants is the time when they return home to their villages/native places. This happens during the major festival seasons like Durga Puja, Kalipuja, Eid etc and crop yielding seasons. Hence, intensive package of health and communication activities timed accordingly would reach out to maximum number of migrants and their spouses. Returnee migrants are also often labour contractors or peer group leaders who may in turn pave the way for youth to migrate after the current crop yielding/ festival season. Positioning health services at their doorstep i.e. the home districts of the migrants would also address the limitations of access to services by migrants at destination caused due to paucity of time on the part of migrants as payment for work is based on the time spent on shifts. At the same time it would create access to HIV services for spouses and partners of migrants who are often left behind at source.

Ministry of Health & Family Welfare, National AIDS Control Organisation, Government of India has suggested for initiating activities through Government of West Bengal agencies and West Bengal State AIDS Prevention & Control Society to provide services keeping in view the importance of provision of prevention services for migrants and their spouses.

West Bengal State AIDS Prevention & Control Society (WBSAP&CS), under Department of Health, Govt. of West Bengal, had organized one hundred & twenty six (126) Intensive Health Camps with IEC Campaigns for returnee migrants & their families across nineteen (19) districts of our State.

Main focus was to create awareness on HIV/AIDS issues among returnee migrants & their spouses. These camps were focused on all basic information regarding modes of transmission of HIV, preventive methods, myths and misconceptions about HIV and AIDS. The information

dissemination was a crucial need as majority of camp attendees including large number of returnee migrants are from rural areas and don't have ready access to such information.

How was the health camps conducted?

State level preparation:

A State level inter-departmental coordination meeting was organized, where a 'Core Committee for Planning, Monitoring & Supervision of the Health Camp' 2016' was formed and Dr. S. Saren, Dy. Director (STI), WBSAP&CS designated as State Nodal Officer (SNO). Preliminary responsibility of that committee was to finalize the micro-plan and sensitization of various level stakeholders on role clarity.

Communications regarding preparatory activities of health camps (along with necessary guidelines) was made to the Sabhadhipati, Zilla Parishad; the District Magistrate (DM) & the Chief Medical Officers of Health (CMOH) of different districts from the Project Director's Office.

Similar letters/ communications were also made to NHM Officials and other State-level officials of Dept. of Health, Govt. of West Bengal.

Core Committee acted under the guidance of Dr. D. N. Goswami, Jt. Director (TI), WBSAP&CS, and followed up the whole process and periodically corresponded with the Project Director, WBSAP&CS.

Nodal officers for each district identified during State level sensitization meeting, who had monitored the camps and provided coordination supports during camps held at corresponding districts.

Assessment of stock position/ availability and supply of IEC materials, kits, consumables, drugs, staffs was done. Folk media teams were engaged and sensitized about the route plan and messaging before and during the camp.

District level Orientation Meetings by State Monitoring Officers:

State Monitoring Team members had visited their respective districts during 'District-Level Public Health Meetings' held to orient / review/ take the stock of the preparedness / plan the health programmes with the district/ block level stakeholders there. Aim of these orientation sessions was to ensure involvement of district-level health infrastructure in conducting health camps.

District level preparation:

A District level committee was formed at each district under the chairmanship of Chief Medical Officer of Health (CMOHs) with members from District Health Society, DAPCU, Gram Panchayat Officer, DPRO, TIs and LWS.

The villages, gram panchayats within the selected blocks was finalized for holding the camps including identifying the catchment area.

The stock position/ availability and supply of IEC materials, kits, consumables, drugs, staffs was reviewed and necessary communications regarding shortage/relocation were sent to SACS.

Link Workers, ASHA & Anganwadi workers in selected villages were instructed to prepare the list of migrant families for focused referrals and follow up during the health camps. Gram Panchayat Pradhan and members of Village Health and Sanitation Committee were given the responsibilities to mobilize migrant families for the camps through village level meetings.

District-level Health officials had finalized the route plan of mobile vans for smooth implementation of camps. They had also ensured deputation of staffs and availability of medicines, kits and consumables etc.

Pre-Camp IEC activities in collaboration with IEC division, WBSAP&CS:

West Bengal SACS had used all available 'local level media tools' such as folk media, miking, announcements etc. in order to pre-publicize the health camps.

These campaigns were planned at State level in consultation with district authorities so that, these campaigns cover the entire catchment area of the camps adequately. Monitoring of these activities was monitored by district nodal officers & SACS staffs at periphery level.



Pre Publicity through IEC Van

Activities in the day of camp

Each health camp offered General Health Check up facilities and provision of medicines, Antenatal checkups, HIV/STI counseling & Information, Education & Communication Activities, Inter- Personal Communication, Behavior Change Communication, Condom distribution, HIV Screening facilities, Linkages to nearby ICTC etc.



These services were linked up with nearby health units of Department of H&FW and NHM. While staffs of TIs & Link Workers were involved for the prevention related services, Doctors, Counselors, ANMs, ASHA workers and Lab Technicians were involved in delivery of services.



Glimpse of the Camp activities



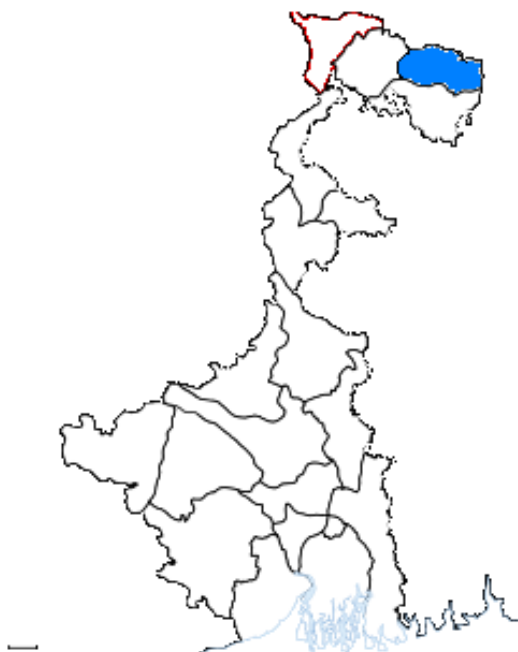
Folk Media activities during Health Camps

Glimpse of Intensive Health Camps for returnee migrants & their families' 2016:

| | | |
|--|---|-------|
| Total number of districts where Intensive Health Camps organized | : | 19 |
| Total number of Intensive Health Camps organized | : | 126 |
| Total number of people attended | : | 61039 |
| Percentage of female camp attendees | : | 49% |
| Total number of Migrants/ their spouses attended | : | 34525 |
| Total number of attendees counseled regarding HIV | : | 27489 |
| Total number of attendees tested regarding HIV | : | 25280 |
| Total number of Migrants/ their spouses counseled regarding HIV | : | 21793 |
| Total number of Migrants/ their spouses tested regarding HIV | : | 20280 |
| Number of attendees found to be HIV reactive | : | 16 |
| Number of HIV reactive attendees linked with nearby ICTC | : | 16 |
| Number of Migrants/ their spouses found to be HIV reactive | : | 12 |
| Number of HIV reactive Migrants/ their spouses linked with nearby ICTC | : | 12 |
| HIV sero-reactivity % | : | 0.03% |
| HIV sero-reactivity % among migrants | : | 0.03% |
| HIV sero-reactivity % among non-migrants | : | 0.02% |
| Total number of attendees counseled regarding STI | : | 9723 |
| Total number of attendees treated for STI | : | 5920 |

District-wise Facts & Figures of Intensive Health Camps for returnee migrants & their families 2016

ALIPURDUAR



| Name of the Block/ Municipality | No. of camps organised |
|------------------------------------|------------------------------|
| | 6 |
| Alipurduar-I | 1 |
| Alipurduar-II | 1 |
| Falakata | 1 |
| Kalchini | 1 |
| Kumargram | 1 |
| Madarihat | 1 |

Basic Information

| | |
|-------------|---|
| 6 | camps organized |
| 2344 | people attended these camps |
| 391 | people attended per camp |
| 777 | were Migrants/ their spouses (out of total attendees) |
| 33% | attendees were Migrants or their spouses |

Testing of HIV

| |
|---|
| No. of attendees found to be HIV reactive |
| 0 |
| HIV sero- reactivity % (Total) |
| 0.00% |

| | |
|------------|---|
| 881 | attendees counseled regarding HIV |
| 831 | attendees tested for HIV |
| 35% | of attendees tested for HIV |
| 693 | Migrants/their spouses counseled regarding HIV |
| 520 | Migrants/their spouses tested for HIV |
| 89% | of Migrants/their spouses tested for HIV (out of Migrants/ their spouses attendees) |

| |
|---|
| HIV sero-reactivity % (among migrants / their spouses) |
| 0.00% |
| HIV sero-reactivity % (among non- migrants) |
| 0.00% |

Antenatal Check-up

| | |
|-----------|--|
| 28 | Antenatal Check-ups performed |
| 25 | were Migrants/their spouses (out of above) |

Other Services provided, if any

| | |
|-------------|--|
| 1121 | attendees were provided other services * |
|-------------|--|

* including RNTCP, Hb, General Health Check-up, RD Kit, Eye Check-up, Adolescent Counseling, Blood Sugar, Malaria, Blood Grouping etc.

Management of Sexually Transmitted Infections (STI)

| | |
|------------|--|
| 605 | attendees counseled regarding STI |
| 268 | attendees treated for STI |
| 240 | Migrants/their spouses counseled regarding STI |
| 268 | Migrants/their spouses treated for STI |

Gender proportion among camp attendees

| | | | |
|------------|------|------------|--------|
| 48% | Male | 52% | Female |
|------------|------|------------|--------|

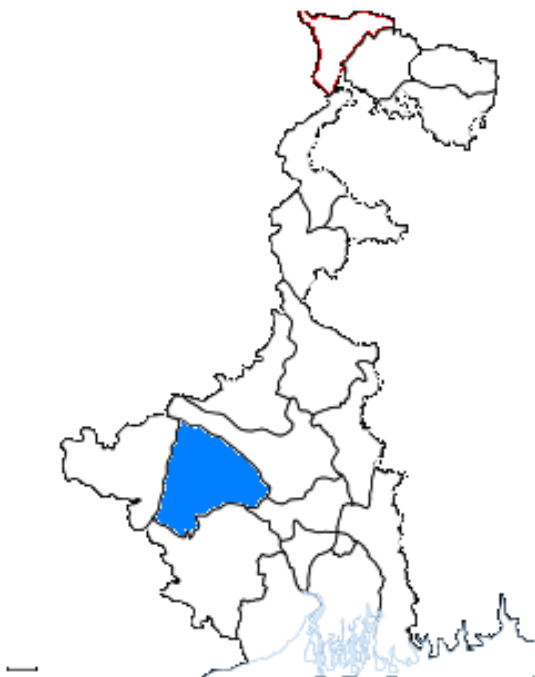
Major Destination States/ Country of returnee migrants:

- | | |
|--------------|--------------|
| 1. Kerala | 3. Tamilnadu |
| 2. Karnataka | 4. Assam |

Migrants' timing of return to native place from destination sites:

- | | |
|------------|-------------|
| 1. October | 2. November |
|------------|-------------|

BANKURA



| Name of the Block/ Municipality | No. of camps organised |
|---------------------------------|------------------------|
| | 5 |
| Anchuri - I | 1 |
| Chhatna | 1 |
| Indpur | 1 |
| Khatra | 1 |
| Raipur | 1 |

Basic Information

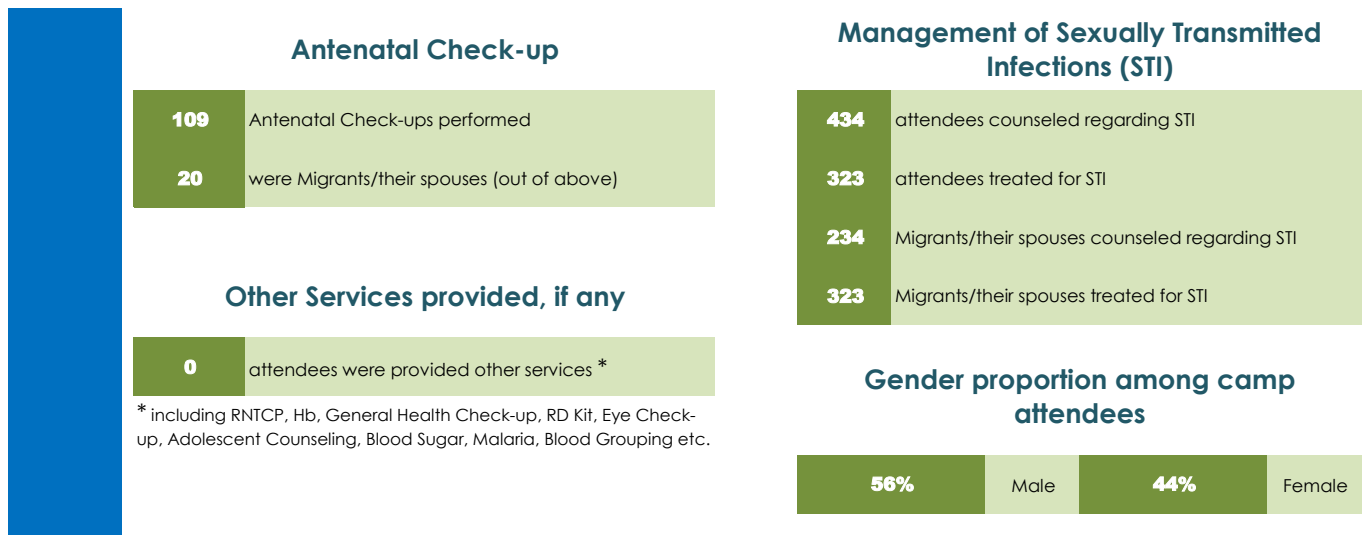
| | |
|-------------|---|
| 5 | camps organized |
| 2809 | people attended these camps |
| 562 | people attended per camp |
| 1320 | were Migrants/ their spouses (out of total attendees) |
| 47% | attendees were Migrants or their spouses |

Testing of HIV

| | |
|---|--------------|
| No. of attendees found to be HIV reactive | 0 |
| HIV sero-reactivity % (Total) | 0.00% |

| | |
|------------|---|
| 547 | attendees counseled regarding HIV |
| 503 | attendees tested for HIV |
| 18% | of attendees tested for HIV |
| 392 | Migrants/their spouses counseled regarding HIV |
| 392 | Migrants/their spouses tested for HIV |
| 30% | of Migrants/their spouses tested for HIV (out of Migrants/ their spouses attendees) |

| | |
|--|--------------|
| HIV sero-reactivity % (among migrants / their spouses) | 0.00% |
| HIV sero-reactivity % (among non-migrants) | 0.00% |



Major Destination States/ Country of returnee migrants:

1. Maharashtra
2. Orissa
3. Tamilnadu
4. Delhi/ NCR
5. Jharkhand
6. Gujrat

Migrants' timing of return to native place from destination sites:

1. October
2. November
3. December
4. January

BARDDHAMAN



| Name of the Block/ Municipality | No. of camps organised |
|------------------------------------|------------------------------|
| | 6 |
| Bhatar | 1 |
| Galsi-I | 1 |
| Katwa-I | 1 |
| Memari-II | 1 |
| Mongalkote | 1 |
| Pandabeswar | 1 |

Basic Information

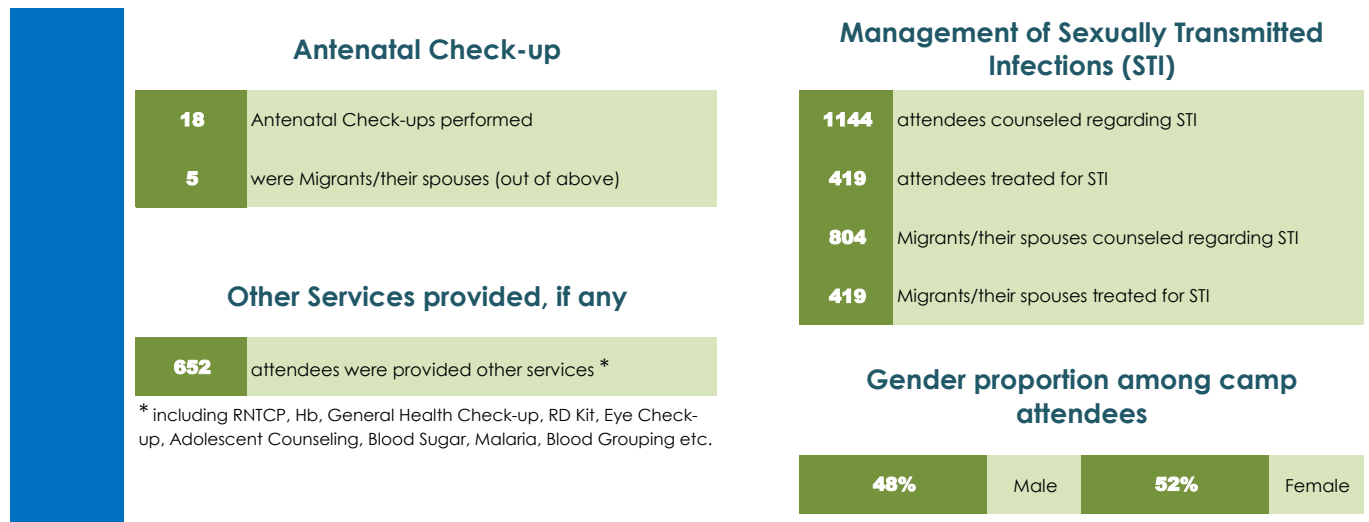
| | |
|-------------|---|
| 6 | camps organized |
| 3789 | people attended these camps |
| 632 | people attended per camp |
| 2716 | were Migrants/ their spouses (out of total attendees) |
| 72% | attendees were Migrants or their spouses |

Testing of HIV

| | |
|---|--------------|
| No. of attendees found to be HIV reactive | 2 |
| HIV sero-reactivity % (Total) | 0.05% |

| | |
|-------------|---|
| 2005 | attendees counseled regarding HIV |
| 1983 | attendees tested for HIV |
| 52% | of attendees tested for HIV |
| 1462 | Migrants/their spouses counseled regarding HIV |
| 1462 | Migrants/their spouses tested for HIV |
| 54% | of Migrants/their spouses tested for HIV (out of Migrants/ their spouses attendees) |

| | |
|--|--------------|
| HIV sero-reactivity % (among migrants / their spouses) | 0.07% |
| HIV sero-reactivity % (among non-migrants) | 0.00% |



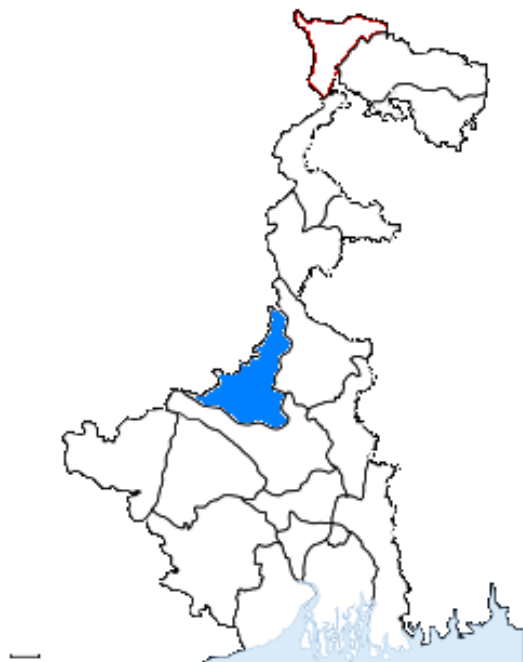
Major Destination States/ Country of returnee migrants:

1. Gujrat
2. Tamilnadu
3. Kerala
4. Mumbai
5. UAE

Migrants' timing of return to native place from destination sites:

1. October
2. November

BIRBHUM



| Name of the Block/ Municipality | No. of camps organised |
|---------------------------------|------------------------|
| | 5 |
| Bolpur | 1 |
| Mayureswar-I | 1 |
| Murarai-II | 1 |
| Nalhati-II | 1 |
| Nanoor | 1 |

Basic Information

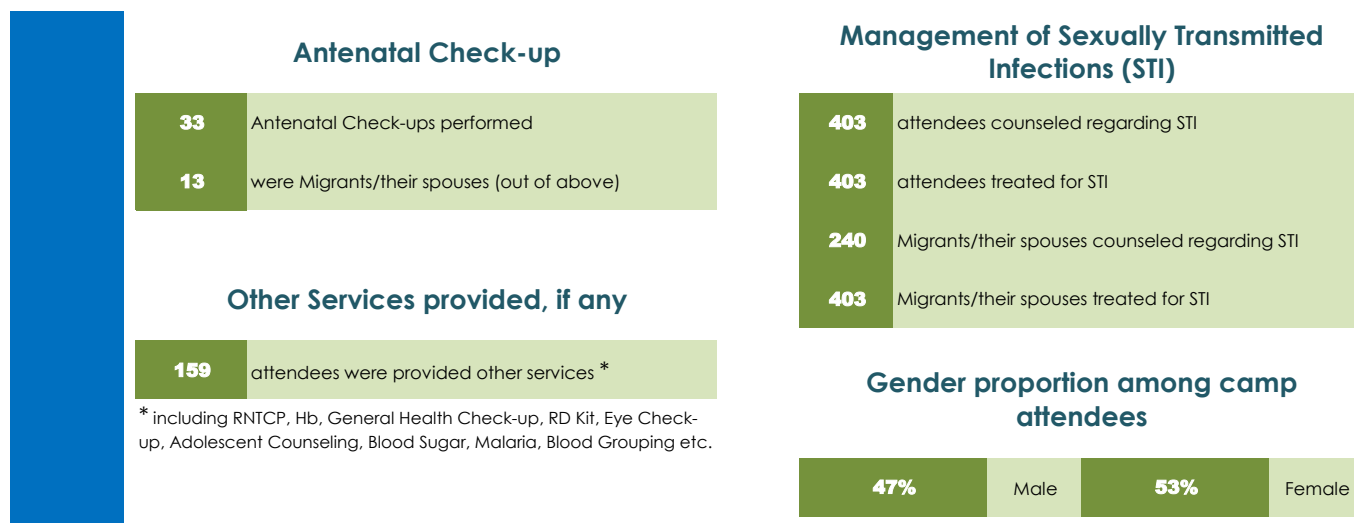
| | |
|-------------|---|
| 5 | camps organized |
| 2113 | people attended these camps |
| 423 | people attended per camp |
| 1243 | were Migrants/ their spouses (out of total attendees) |
| 59% | attendees were Migrants or their spouses |

Testing of HIV

| | |
|---|--------------|
| No. of attendees found to be HIV reactive | 1 |
| HIV sero-reactivity % (Total) | 0.05% |

| | |
|-------------|---|
| 1233 | attendees counseled regarding HIV |
| 1183 | attendees tested for HIV |
| 56% | of attendees tested for HIV |
| 1043 | Migrants/their spouses counseled regarding HIV |
| 987 | Migrants/their spouses tested for HIV |
| 84% | of Migrants/their spouses tested for HIV (out of Migrants/ their spouses attendees) |

| | |
|--|--------------|
| HIV sero-reactivity % (among migrants / their spouses) | 0.08% |
| HIV sero-reactivity % (among non-migrants) | 0.00% |



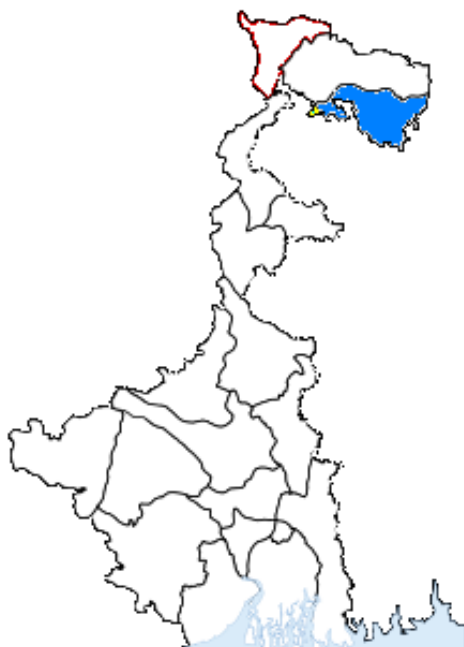
Major Destination States/ Country of returnee migrants:

1. Maharashtra
2. Tamilnadu
3. Jharkhand
4. Orissa
5. Delhi/ NCR

Migrants' timing of return to native place from destination sites:

1. September
2. October

COOCH BEHAR



| Name of the Block/ Municipality | No. of camps organised |
|------------------------------------|------------------------------|
| | 7 |
| Cochbehar-II | 1 |
| Haldibari | 1 |
| Mathabhanga-I | 1 |
| Mekhliganj | 1 |
| Sital | 1 |
| Sitalkunchi | 1 |
| Tufanganj-I | 1 |

Basic Information

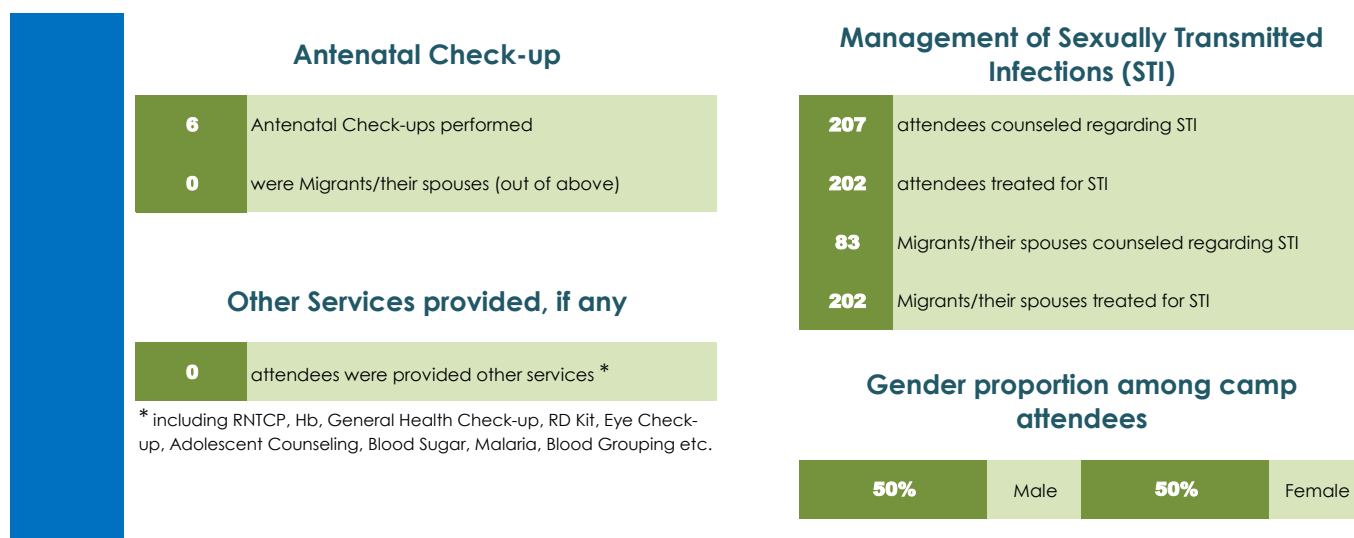
| | |
|-------------|---|
| 7 | camps organized |
| 2050 | people attended these camps |
| 293 | people attended per camp |
| 864 | were Migrants/ their spouses (out of total attendees) |
| 42% | attendees were Migrants or their spouses |

Testing of HIV

| | |
|---|--------------|
| No. of attendees found to be HIV reactive | 0 |
| HIV sero- reactivity % (Total) | 0.00% |

| | |
|------------|---|
| 514 | attendees counseled regarding HIV |
| 506 | attendees tested for HIV |
| 25% | of attendees tested for HIV |
| 326 | Migrants/their spouses counseled regarding HIV |
| 292 | Migrants/their spouses tested for HIV |
| 38% | of Migrants/their spouses tested for HIV (out of Migrants/ their spouses attendees) |

| | |
|---|--------------|
| HIV sero-reactivity % (among migrants / their spouses) | 0.00% |
| HIV sero-reactivity % (among non- migrants) | 0.00% |



Major Destination States/ Country of returnee migrants:

1. Karnataka
2. Bhutan
3. Kerala
4. Delhi/ NCR
5. Rajasthan

Migrants' timing of return to native place from destination sites:

1. September
2. October
3. November

DAKSHIN DINAJPUR



| Name of the Block/ Municipality | No. of camps organised |
|------------------------------------|------------------------------|
| | 9 |
| Bansihari | 2 |
| Chaloon | 1 |
| Harirampur | 1 |
| Hili | 1 |
| Khashpur | 1 |
| Khushmandi | 1 |
| Kumarganj | 1 |
| Tapan | 1 |

Basic Information

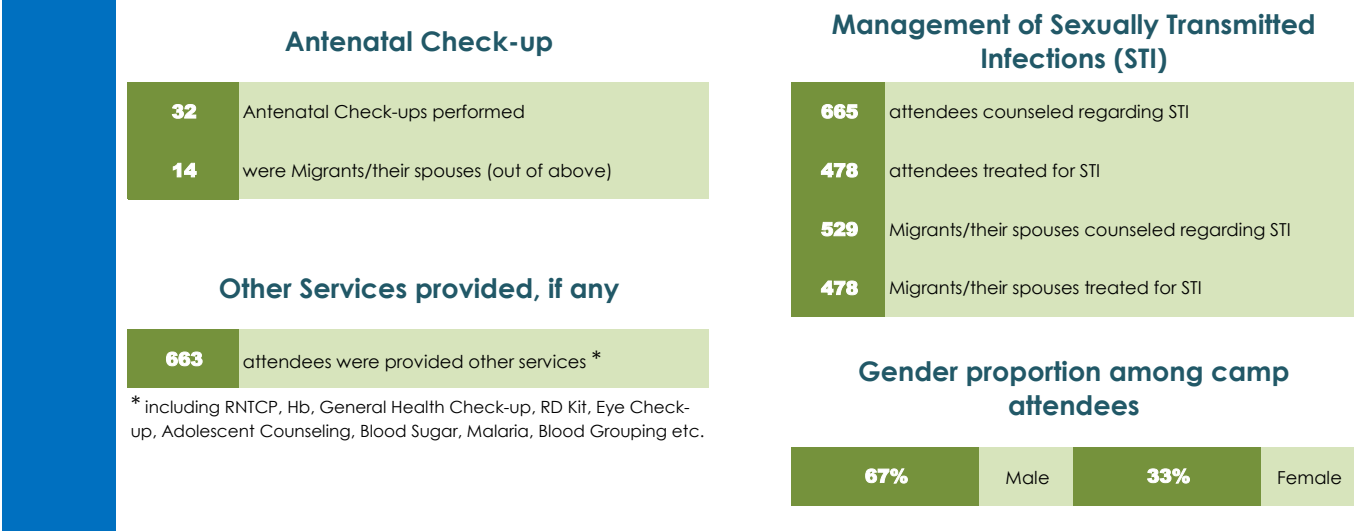
| | |
|-------------|---|
| 9 | camps organized |
| 5332 | people attended these camps |
| 592 | people attended per camp |
| 4718 | were Migrants/ their spouses (out of total attendees) |
| 88% | attendees were Migrants or their spouses |

Testing of HIV

| | |
|---|--------------|
| No. of attendees found to be HIV reactive | 4 |
| HIV sero-reactivity % (Total) | 0.08% |

| | |
|-------------|---|
| 2425 | attendees counseled regarding HIV |
| 2161 | attendees tested for HIV |
| 41% | of attendees tested for HIV |
| 2366 | Migrants/their spouses counseled regarding HIV |
| 1793 | Migrants/their spouses tested for HIV |
| 50% | of Migrants/their spouses tested for HIV (out of Migrants/ their spouses attendees) |

| | |
|--|--------------|
| HIV sero-reactivity % (among migrants / their spouses) | 0.06% |
| HIV sero-reactivity % (among non-migrants) | 0.16% |



Major Destination States/ Country of returnee migrants:

- | | |
|----------------|------------|
| 1. Maharashtra | 4. Gujrat |
| 2. Delhi/ NCR | 5. Haryana |
| 3. Kerala | 6. Punjab |

Migrants’ timing of return to native place from destination sites:

- | | |
|-------------|---------|
| 1. October | 3. June |
| 2. November | 4. July |

DARJEELING



| Name of the Block/ Municipality | No. of camps organised |
|------------------------------------|------------------------------|
| | 10 |
| Bijanbari | 1 |
| Darjeeling Municipality | 1 |
| Kalimpong | 1 |
| Mirik | 1 |
| Pedong | 1 |
| Phansidewa | 2 |
| Siliguri | 1 |
| Sukna | 1 |
| Takdah | 1 |

Basic Information

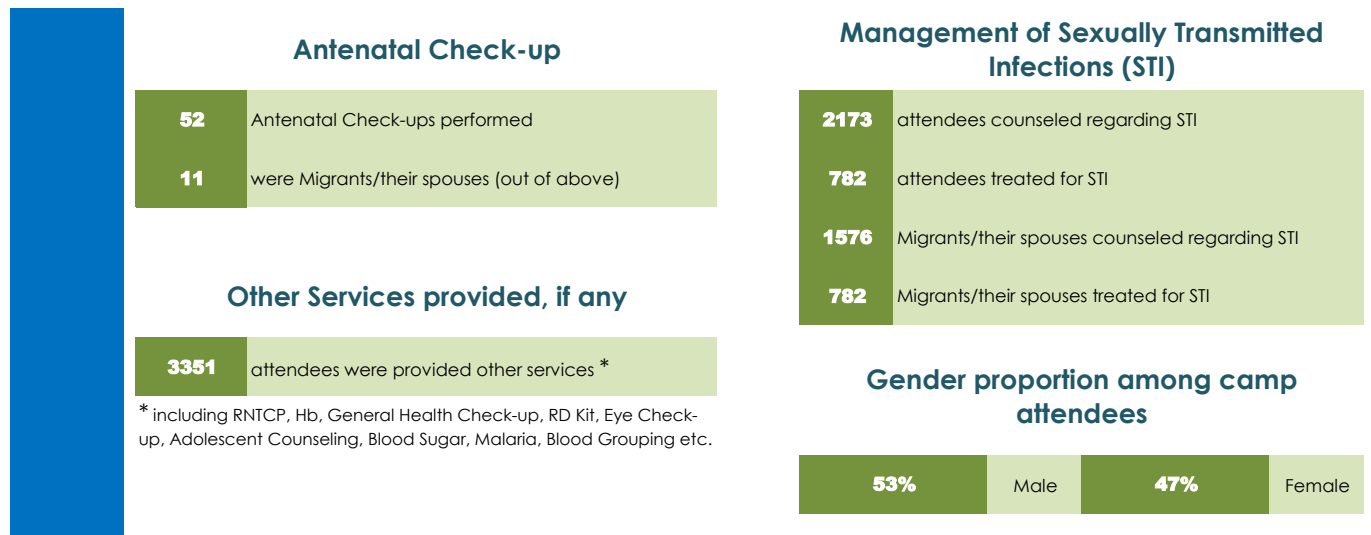
| | |
|-------------|---|
| 10 | camps organized |
| 3351 | people attended these camps |
| 335 | people attended per camp |
| 1647 | were Migrants/ their spouses (out of total attendees) |
| 49% | attendees were Migrants or their spouses |

Testing of HIV

| | |
|---|--------------|
| No. of attendees found to be HIV reactive | 0 |
| HIV sero-reactivity % (Total) | 0.00% |

| | |
|------------|---|
| 742 | attendees counseled regarding HIV |
| 742 | attendees tested for HIV |
| 22% | of attendees tested for HIV |
| 710 | Migrants/their spouses counseled regarding HIV |
| 710 | Migrants/their spouses tested for HIV |
| 43% | of Migrants/their spouses tested for HIV (out of Migrants/ their spouses attendees) |

| | |
|--|--------------|
| HIV sero-reactivity % (among migrants / their spouses) | 0.00% |
| HIV sero-reactivity % (among non-migrants) | 0.00% |



Major Destination States/ Country of returnee migrants:

1. Maharashtra
2. Punjab
3. Madhya Pradesh
4. Nepal
5. Chhattisgarh

Migrants' timing of return to native place from destination sites:

1. October
2. November

HOOGHLY



| Name of the Block/ Municipality | No. of camps organised |
|---------------------------------|------------------------|
| | 6 |
| Arambagh | 1 |
| Balagarh | 1 |
| Goghat-II | 1 |
| Jangipara | 1 |
| Khanakul-I | 1 |
| Pandua | 1 |

Basic Information

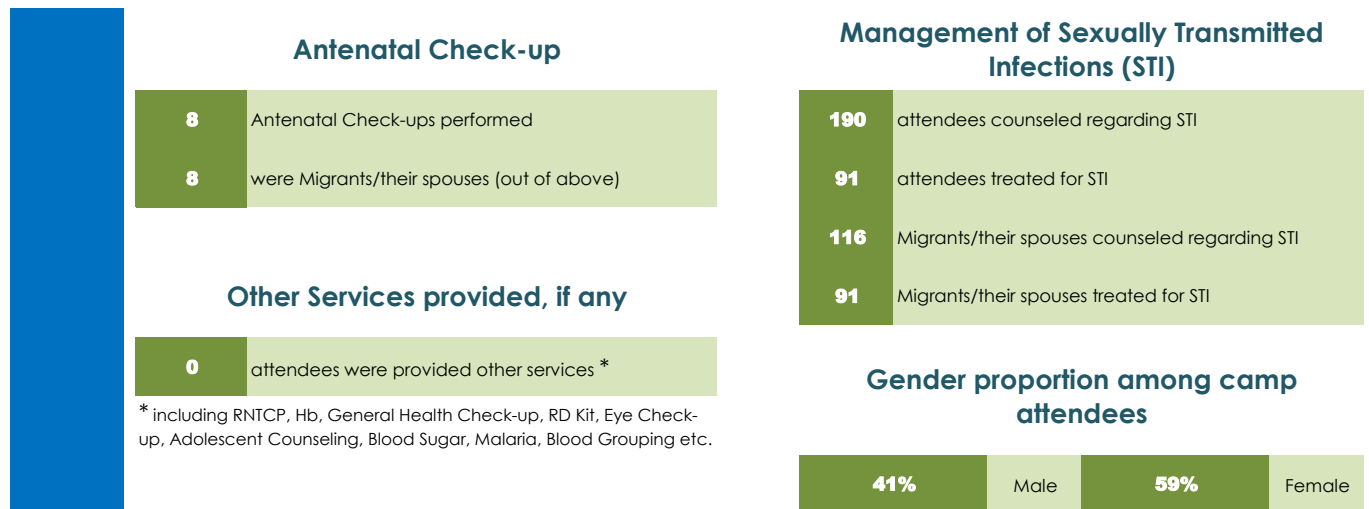
| | |
|-------------|---|
| 6 | camps organized |
| 2059 | people attended these camps |
| 343 | people attended per camp |
| 915 | were Migrants/ their spouses (out of total attendees) |
| 44% | attendees were Migrants or their spouses |

Testing of HIV

| | |
|---|--------------|
| No. of attendees found to be HIV reactive | 0 |
| HIV sero-reactivity % (Total) | 0.00% |

| | |
|-------------|---|
| 1256 | attendees counseled regarding HIV |
| 915 | attendees tested for HIV |
| 44% | of attendees tested for HIV |
| 882 | Migrants/their spouses counseled regarding HIV |
| 667 | Migrants/their spouses tested for HIV |
| 96% | of Migrants/their spouses tested for HIV (out of Migrants/ their spouses attendees) |

| | |
|--|--------------|
| HIV sero-reactivity % (among migrants / their spouses) | 0.00% |
| HIV sero-reactivity % (among non-migrants) | 0.00% |



Major Destination States/ Country of returnee migrants:

1. Maharashtra
2. Delhi/ NCR
3. Gujrat
4. Rajasthan
5. UAE

Migrants' timing of return to native place from destination sites:

1. October
2. November
3. September

HOWRAH



| Name of the Block/ Municipality | No. of camps organised |
|---------------------------------|------------------------|
| | 6 |
| Amta-II | 1 |
| Bagnan-I | 1 |
| Domjur | 1 |
| Jagatballavpur | 1 |
| Sankrail | 1 |
| Shyampur-I | 1 |

Basic Information

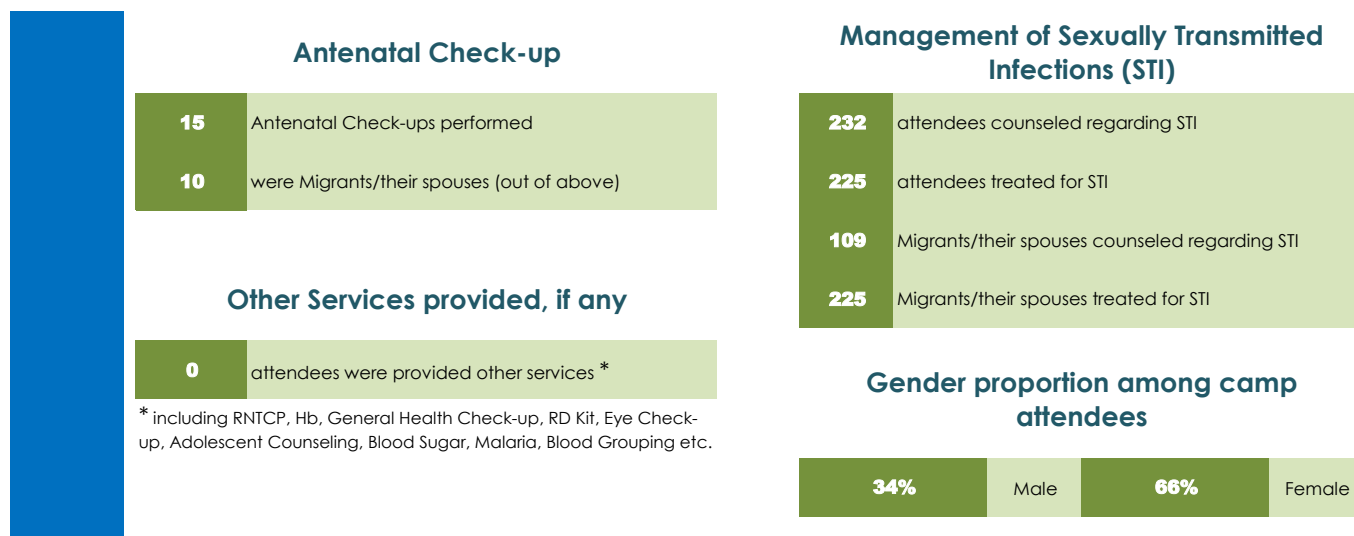
| | |
|-------------|---|
| 6 | camps organized |
| 3482 | people attended these camps |
| 580 | people attended per camp |
| 1673 | were Migrants/ their spouses (out of total attendees) |
| 48% | attendees were Migrants or their spouses |

Testing of HIV

| | |
|---|--------------|
| No. of attendees found to be HIV reactive | 0 |
| HIV sero-reactivity % (Total) | 0.00% |

| | |
|-------------|---|
| 1216 | attendees counseled regarding HIV |
| 1181 | attendees tested for HIV |
| 34% | of attendees tested for HIV |
| 1133 | Migrants/their spouses counseled regarding HIV |
| 1002 | Migrants/their spouses tested for HIV |
| 68% | of Migrants/their spouses tested for HIV (out of Migrants/ their spouses attendees) |

| | |
|--|--------------|
| HIV sero-reactivity % (among migrants / their spouses) | 0.00% |
| HIV sero-reactivity % (among non-migrants) | 0.00% |



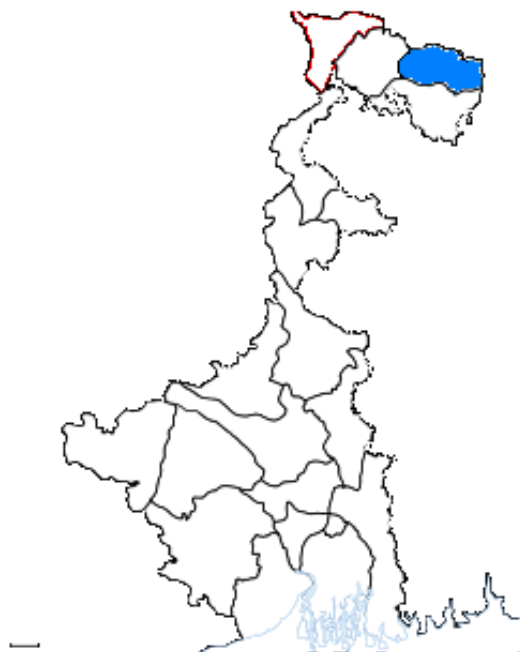
Major Destination States/ Country of returnee migrants:

1. Delhi/ NCR
2. Gujrat
3. Rajasthan
4. Maharashtra
5. Nepal

Migrants' timing of return to native place from destination sites:

1. August
2. September
3. October

JALPAIGURI



| Name of the Block/ Municipality | No. of camps organised |
|------------------------------------|------------------------------|
| | 6 |
| Dhupguri | 1 |
| Mal | 1 |
| Matiali | 1 |
| Maynaguri | 1 |
| Rajganj | 1 |
| Sadar | 1 |

Basic Information

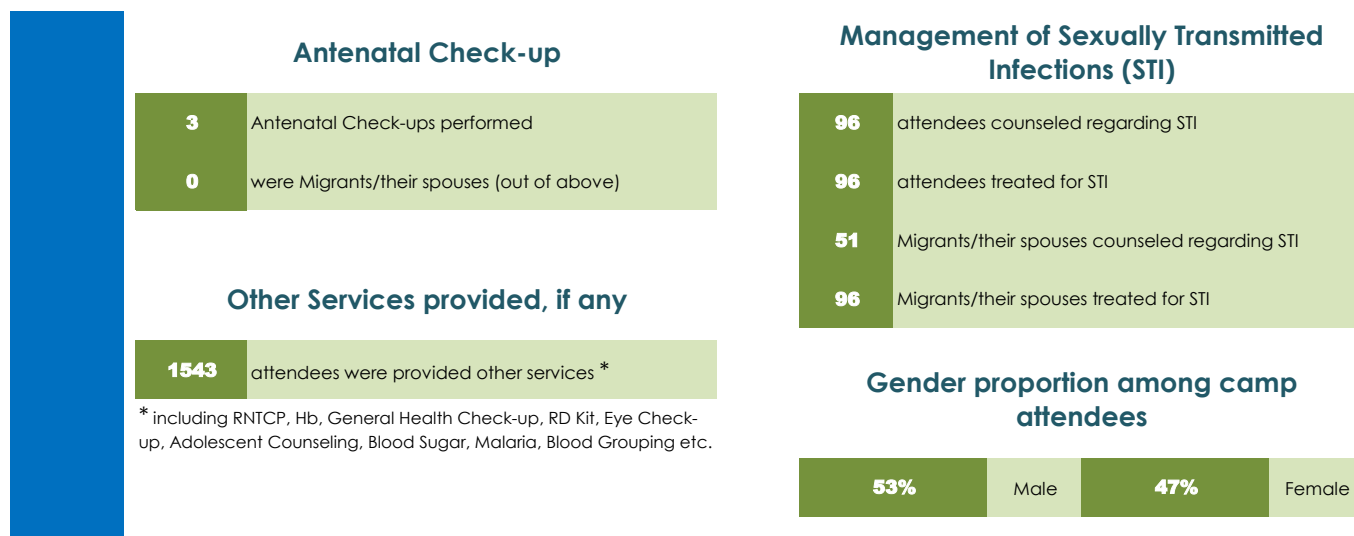
| | |
|-------------|---|
| 6 | camps organized |
| 2090 | people attended these camps |
| 348 | people attended per camp |
| 598 | were Migrants/ their spouses (out of total attendees) |
| 29% | attendees were Migrants or their spouses |

Testing of HIV

| | |
|---|--------------|
| No. of attendees found to be HIV reactive | 2 |
| HIV sero-reactivity % (Total) | 0.10% |

| | |
|-------------|---|
| 1427 | attendees counseled regarding HIV |
| 737 | attendees tested for HIV |
| 35% | of attendees tested for HIV |
| 598 | Migrants/their spouses counseled regarding HIV |
| 598 | Migrants/their spouses tested for HIV |
| 100% | of Migrants/their spouses tested for HIV (out of Migrants/ their spouses attendees) |

| | |
|--|--------------|
| HIV sero-reactivity % (among migrants / their spouses) | 0.00% |
| HIV sero-reactivity % (among non-migrants) | 0.13% |



Major Destination States/ Country of returnee migrants:

1. Kerala
2. Karnataka
3. Jharkhand
4. Tamilnadu
5. Assam

Migrants' timing of return to native place from destination sites:

1. October
2. November

MALDAH



| Name of the Block/ Municipality | No. of camps organised |
|------------------------------------|------------------------------|
| | 6 |
| Bamongola | 1 |
| Chanchal-II | 1 |
| Harishchandrapur-I | 1 |
| Kaliachak-II | 1 |
| Manikchak | 1 |
| Ratua-II | 1 |

Basic Information

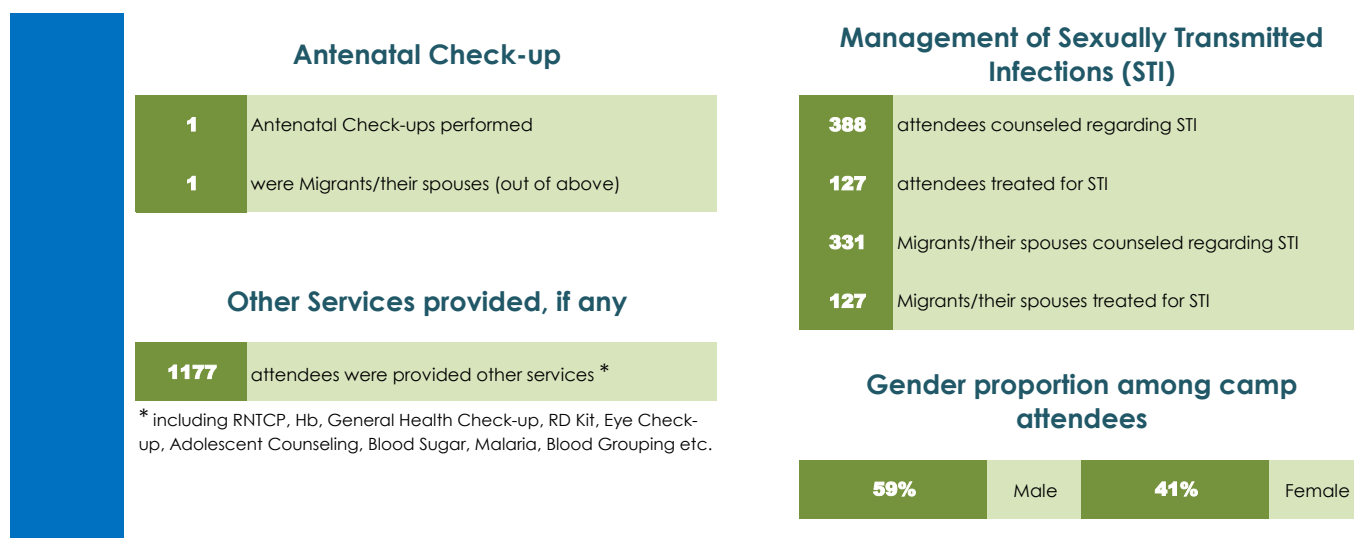
| | |
|-------------|---|
| 6 | camps organized |
| 2664 | people attended these camps |
| 444 | people attended per camp |
| 1495 | were Migrants/ their spouses (out of total attendees) |
| 56% | attendees were Migrants or their spouses |

Testing of HIV

| | |
|---|--------------|
| No. of attendees found to be HIV reactive | 0 |
| HIV sero-reactivity % (Total) | 0.00% |

| | |
|-------------|---|
| 1926 | attendees counseled regarding HIV |
| 1777 | attendees tested for HIV |
| 67% | of attendees tested for HIV |
| 1400 | Migrants/their spouses counseled regarding HIV |
| 1400 | Migrants/their spouses tested for HIV |
| 94% | of Migrants/their spouses tested for HIV (out of Migrants/ their spouses attendees) |

| | |
|--|--------------|
| HIV sero-reactivity % (among migrants / their spouses) | 0.00% |
| HIV sero-reactivity % (among non-migrants) | 0.00% |



Major Destination States/ Country of returnee migrants:

1. Delhi/ NCR
2. Orissa
3. Maharashtra
4. Kerala
5. Gujrat

Migrants' timing of return to native place from destination sites:

1. October
2. November

MURSHIDABAD



| Name of the Block/ Municipality | No. of camps organised |
|------------------------------------|------------------------------|
| | 7 |
| Bhagwangola-I | 1 |
| Domkal | 1 |
| Hariharpara | 1 |
| Jalangi | 1 |
| Khargram | 1 |
| Lalgola | 1 |
| Suti-II | 1 |

Basic Information

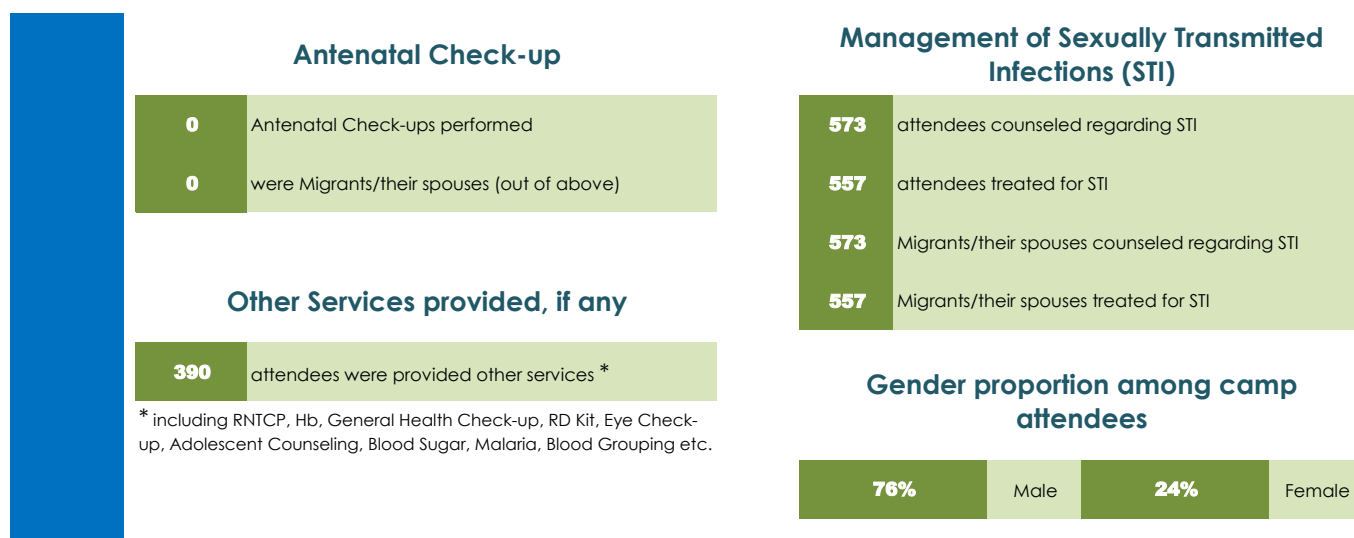
| | |
|-------------|---|
| 7 | camps organized |
| 3848 | people attended these camps |
| 550 | people attended per camp |
| 3452 | were Migrants/ their spouses (out of total attendees) |
| 90% | attendees were Migrants or their spouses |

Testing of HIV

| | |
|---|--------------|
| No. of attendees found to be HIV reactive | 2 |
| HIV sero-reactivity % (Total) | 0.05% |

| | |
|-------------|---|
| 3095 | attendees counseled regarding HIV |
| 2840 | attendees tested for HIV |
| 74% | of attendees tested for HIV |
| 3095 | Migrants/their spouses counseled regarding HIV |
| 2820 | Migrants/their spouses tested for HIV |
| 90% | of Migrants/their spouses tested for HIV (out of Migrants/ their spouses attendees) |

| | |
|--|--------------|
| HIV sero-reactivity % (among migrants / their spouses) | 0.06% |
| HIV sero-reactivity % (among non-migrants) | 0.00% |



Major Destination States/ Country of returnee migrants:

1. Maharashtra
2. Delhi/ NCR
3. Tamilnadu
4. Bihar

Migrants' timing of return to native place from destination sites:

1. October
2. November

NADIA



| Name of the Block/ Municipality | No. of camps organised |
|---------------------------------|------------------------|
| | 5 |
| Chapra | 1 |
| Hanskhali | 1 |
| Kalganj | 1 |
| Karimpur-I | 1 |
| Tehatta-I | 1 |

Basic Information

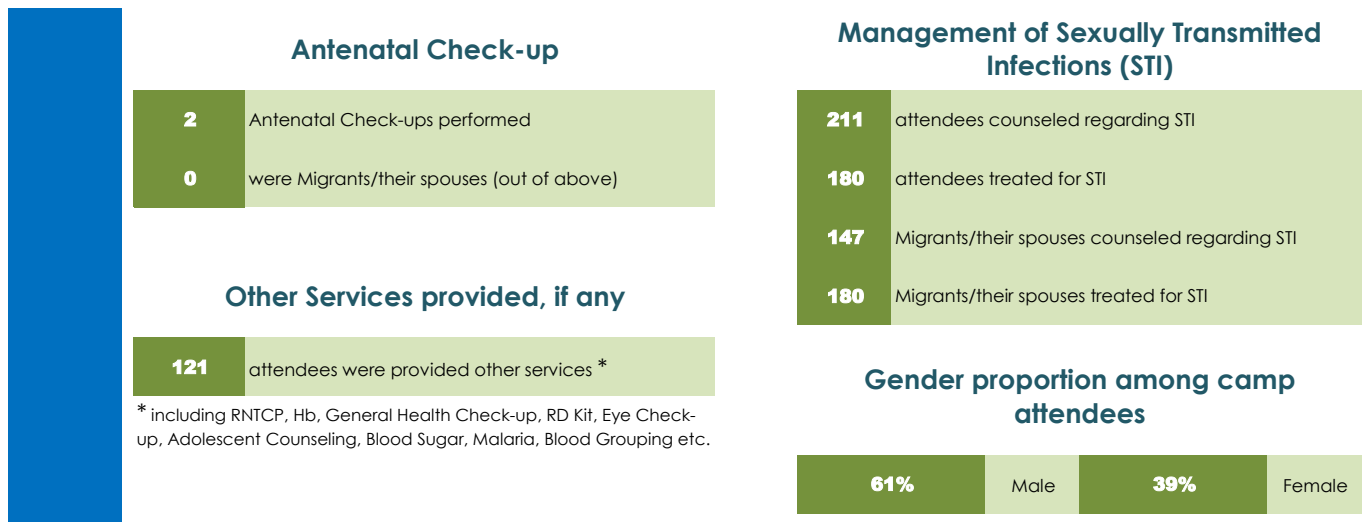
| | |
|-------------|---|
| 5 | camps organized |
| 1060 | people attended these camps |
| 212 | people attended per camp |
| 722 | were Migrants/ their spouses (out of total attendees) |
| 68% | attendees were Migrants or their spouses |

Testing of HIV

| | |
|---|--------------|
| No. of attendees found to be HIV reactive | 0 |
| HIV sero-reactivity % (Total) | 0.00% |

| | |
|------------|---|
| 908 | attendees counseled regarding HIV |
| 575 | attendees tested for HIV |
| 54% | of attendees tested for HIV |
| 629 | Migrants/their spouses counseled regarding HIV |
| 520 | Migrants/their spouses tested for HIV |
| 87% | of Migrants/their spouses tested for HIV (out of Migrants/ their spouses attendees) |

| | |
|--|--------------|
| HIV sero-reactivity % (among migrants / their spouses) | 0.00% |
| HIV sero-reactivity % (among non-migrants) | 0.00% |



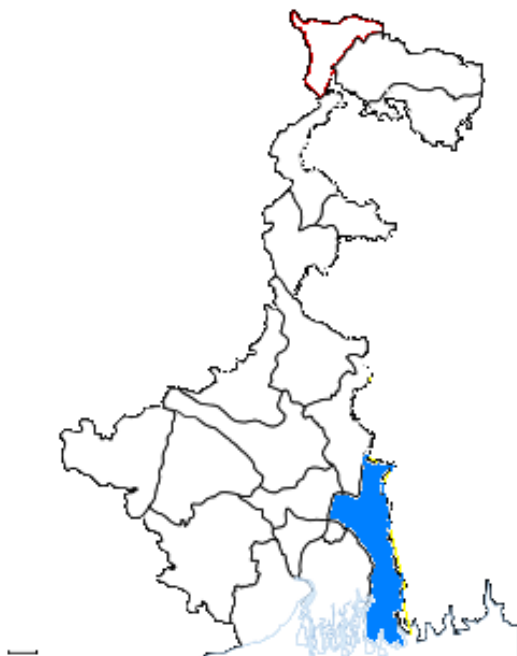
Major Destination States/ Country of returnee migrants:

1. Delhi/ NCR
2. Maharashtra
3. Kerala
4. Karnataka
5. Haryana
6. UAE

Migrants' timing of return to native place from destination sites:

1. October
2. November

NORTH 24 PARGANAS



| Name of the Block/ Municipality | No. of camps organised |
|---------------------------------|------------------------|
| | 5 |
| Bagdah | 1 |
| Bongaon | 1 |
| Sandeshkhali-I | 1 |
| Sandeshkhali-II | 1 |
| Swarupnagar | 1 |

Basic Information

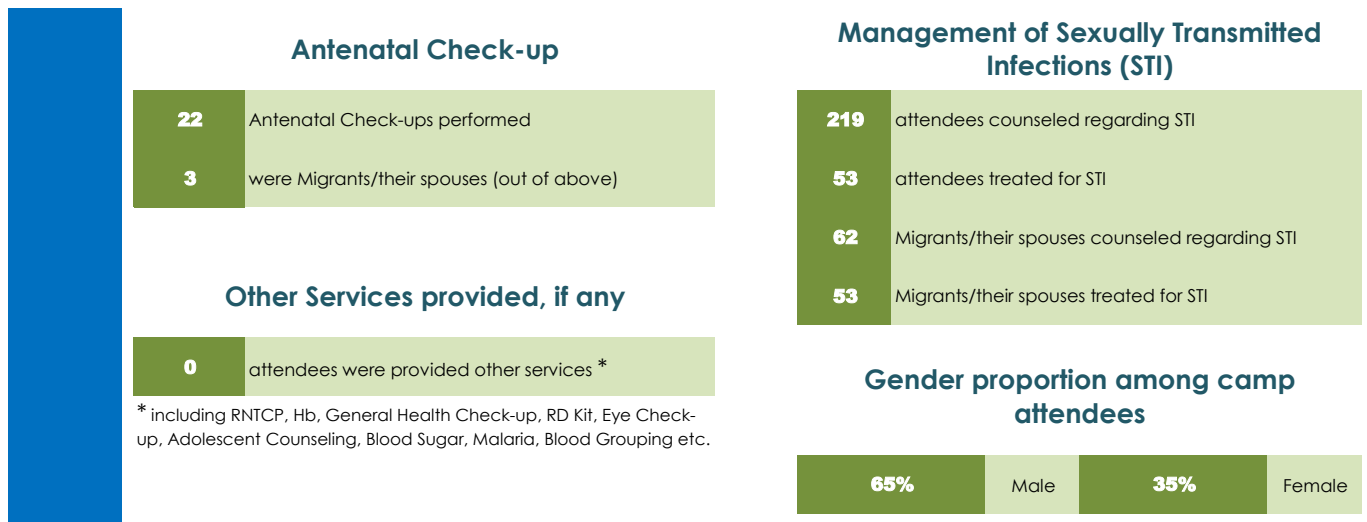
| | |
|-------------|---|
| 5 | camps organized |
| 1080 | people attended these camps |
| 216 | people attended per camp |
| 782 | were Migrants/ their spouses (out of total attendees) |
| 72% | attendees were Migrants or their spouses |

Testing of HIV

| | |
|---|--------------|
| No. of attendees found to be HIV reactive | 0 |
| HIV sero-reactivity % (Total) | 0.00% |

| | |
|------------|---|
| 364 | attendees counseled regarding HIV |
| 562 | attendees tested for HIV |
| 52% | of attendees tested for HIV |
| 114 | Migrants/their spouses counseled regarding HIV |
| 261 | Migrants/their spouses tested for HIV |
| 15% | of Migrants/their spouses tested for HIV (out of Migrants/ their spouses attendees) |

| | |
|--|--------------|
| HIV sero-reactivity % (among migrants / their spouses) | 0.00% |
| HIV sero-reactivity % (among non-migrants) | 0.00% |



Major Destination States/ Country of returnee migrants:

1. Maharashtra
2. Kerala
3. Tamilnadu
4. Gujrat
5. Karnataka

Migrants' timing of return to native place from destination sites:

1. October
2. November

PASCHIM MEDINIPUR



| Name of the Block/ Municipality | No. of camps organised |
|---------------------------------|------------------------|
| | 10 |
| Chandrakona-I | 1 |
| Dantan-I | 1 |
| Daspur-I | 1 |
| Daspur-II | 1 |
| Ghatal | 1 |
| Gopiballavpur-I | 1 |
| Jhargram | 1 |
| Narayangarh | 1 |
| Pingla | 1 |
| Sabang | 1 |

Basic Information

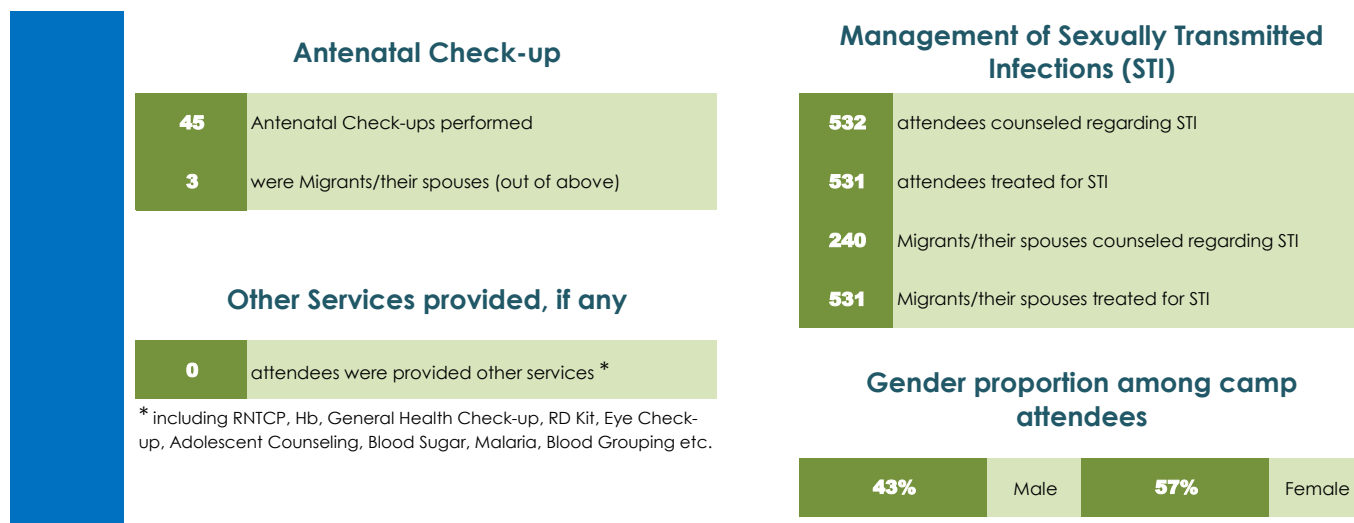
| | |
|--------------|---|
| 10 | camps organized |
| 11859 | people attended these camps |
| 1186 | people attended per camp |
| 6514 | were Migrants/ their spouses (out of total attendees) |
| 55% | attendees were Migrants or their spouses |

Testing of HIV

| | |
|---|--------------|
| No. of attendees found to be HIV reactive | 2 |
| HIV sero-reactivity % (Total) | 0.02% |

| | |
|-------------|---|
| 3767 | attendees counseled regarding HIV |
| 3767 | attendees tested for HIV |
| 32% | of attendees tested for HIV |
| 2941 | Migrants/their spouses counseled regarding HIV |
| 2941 | Migrants/their spouses tested for HIV |
| 45% | of Migrants/their spouses tested for HIV (out of Migrants/ their spouses attendees) |

| | |
|--|--------------|
| HIV sero-reactivity % (among migrants / their spouses) | 0.03% |
| HIV sero-reactivity % (among non-migrants) | 0.00% |



Major Destination States/ Country of returnee migrants:

1. Gujrat
2. Maharashtra
3. Rajasthan
4. Andhra Pradesh
5. Taminadu

Migrants' timing of return to native place from destination sites:

1. October
2. November

PURBA MEDINIPUR



| Name of the Block/ Municipality | No. of camps organised |
|---------------------------------|------------------------|
| | 6 |
| Contai-I | 1 |
| Egra-I | 1 |
| Mahishadal | 1 |
| Nandigram-II | 1 |
| Panskura | 1 |
| Patashpur-II | 1 |

Basic Information

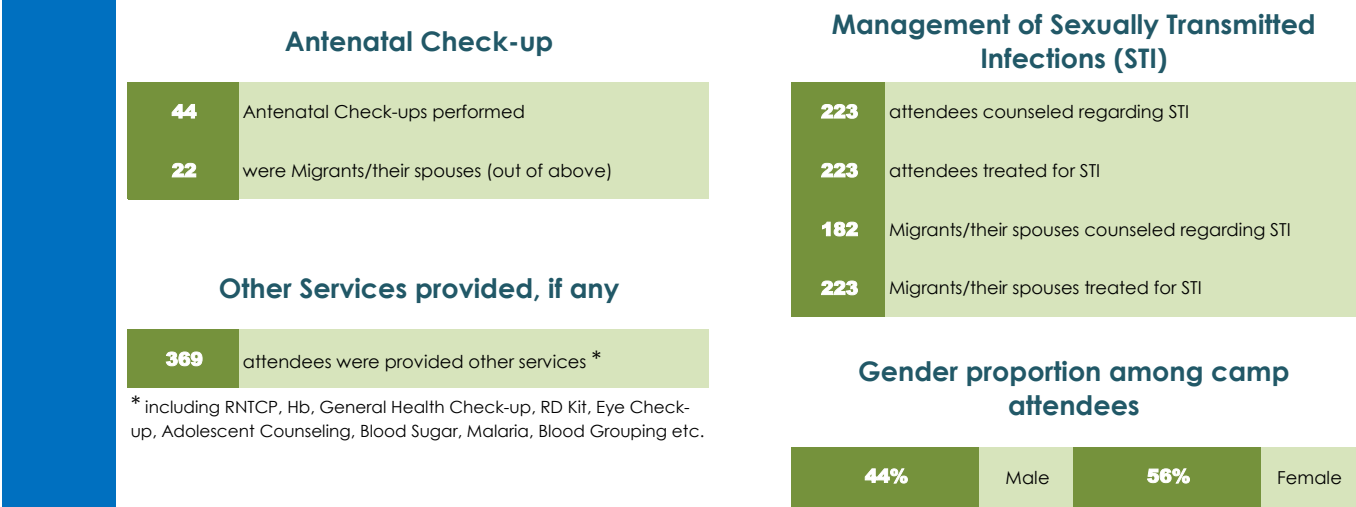
| | |
|-------------|---|
| 6 | camps organized |
| 2471 | people attended these camps |
| 412 | people attended per camp |
| 1420 | were Migrants/ their spouses (out of total attendees) |
| 57% | attendees were Migrants or their spouses |

Testing of HIV

| | |
|---|--------------|
| No. of attendees found to be HIV reactive | 2 |
| HIV sero-reactivity % (Total) | 0.08% |

| | |
|-------------|---|
| 1276 | attendees counseled regarding HIV |
| 1267 | attendees tested for HIV |
| 51% | of attendees tested for HIV |
| 1056 | Migrants/their spouses counseled regarding HIV |
| 1056 | Migrants/their spouses tested for HIV |
| 74% | of Migrants/their spouses tested for HIV (out of Migrants/ their spouses attendees) |

| | |
|--|--------------|
| HIV sero-reactivity % (among migrants / their spouses) | 0.14% |
| HIV sero-reactivity % (among non-migrants) | 0.00% |



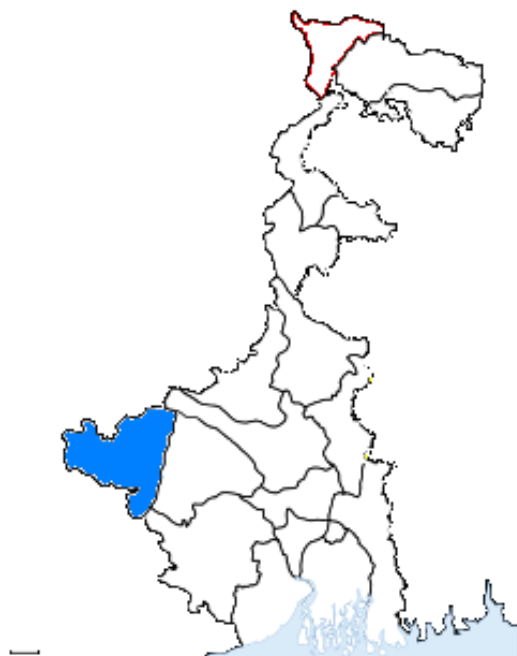
Major Destination States/ Country of returnee migrants:

- | | |
|----------------|--------------|
| 1. Orissa | 4. Tamilnadu |
| 2. Gujrat | 5. Karnataka |
| 3. Maharashtra | |

Migrants' timing of return to native place from destination sites:

- | | |
|-------------|-------------|
| 1. October | 3. December |
| 2. November | 4. March |

PURULIA



| Name of the Block/ Municipality | No. of camps organised |
|------------------------------------|------------------------------|
| | 6 |
| Bandwan | 1 |
| Manbazar-I | 1 |
| Neturia | 1 |
| Para | 2 |
| Puncha | 1 |

Basic Information

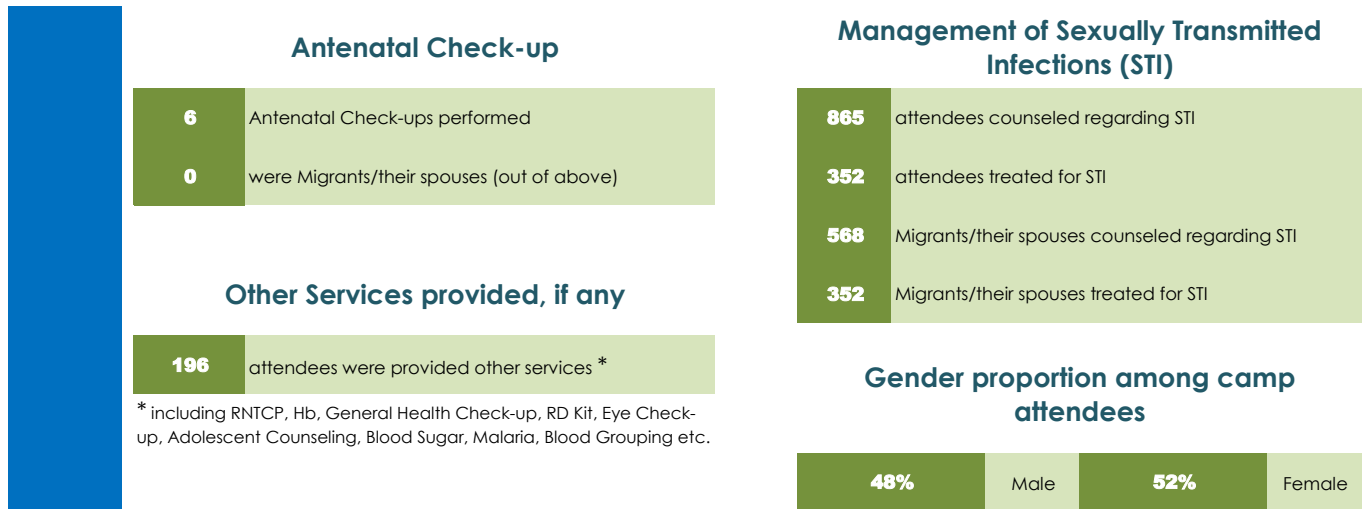
| | |
|-------------|---|
| 6 | camps organized |
| 2671 | people attended these camps |
| 445 | people attended per camp |
| 1268 | were Migrants/ their spouses (out of total attendees) |
| 47% | attendees were Migrants or their spouses |

Testing of HIV

| | |
|---|--------------|
| No. of attendees found to be HIV reactive | 0 |
| HIV sero-reactivity % (Total) | 0.00% |

| | |
|-------------|---|
| 1406 | attendees counseled regarding HIV |
| 1254 | attendees tested for HIV |
| 47% | of attendees tested for HIV |
| 1197 | Migrants/their spouses counseled regarding HIV |
| 1140 | Migrants/their spouses tested for HIV |
| 94% | of Migrants/their spouses tested for HIV (out of Migrants/ their spouses attendees) |

| | |
|--|--------------|
| HIV sero-reactivity % (among migrants / their spouses) | 0.00% |
| HIV sero-reactivity % (among non-migrants) | 0.00% |



Major Destination States/ Country of returnee migrants:

1. Maharashtra
2. Orissa
3. Rajasthan

Migrants' timing of return to native place from destination sites:

1. October
2. November

SOUTH 24 PARGANAS



| Name of the Block/ Municipality | No. of camps organised |
|------------------------------------|------------------------------|
| | 10 |
| Bishnupur-I | 2 |
| Bishnupur-II | 2 |
| Bhangore-I | 2 |
| Mograhat-I | 2 |
| Mograhat-II | 2 |

Basic Information

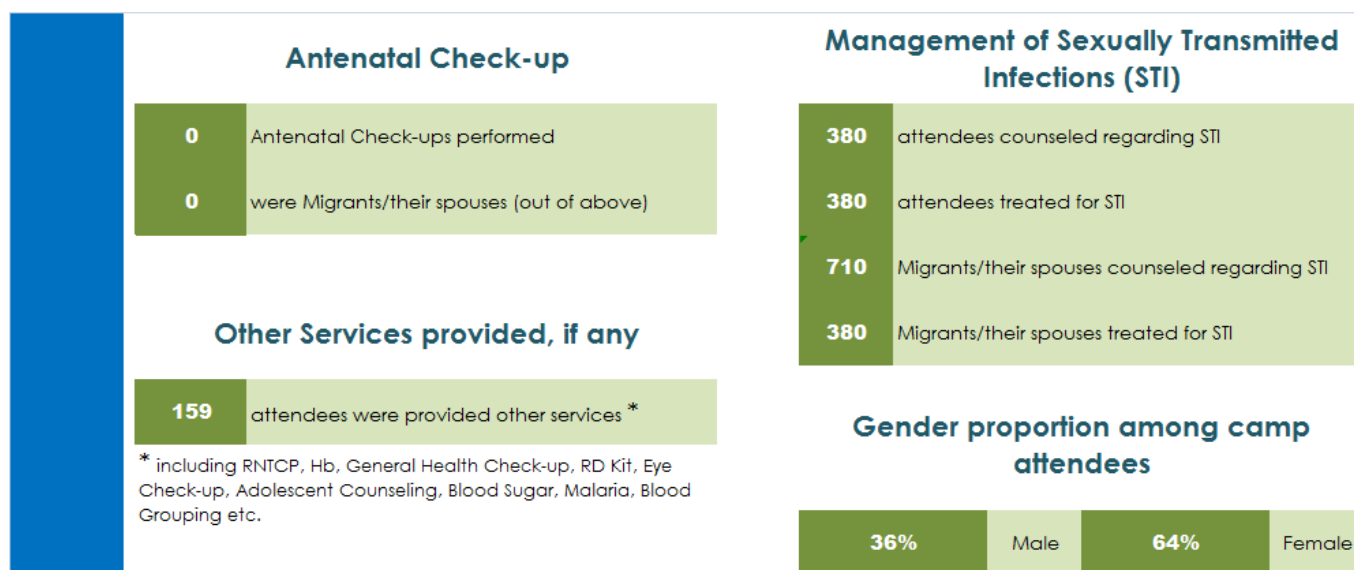
| | |
|-------------|---|
| 10 | camps organized |
| 3379 | people attended these camps |
| 338 | people attended per camp |
| 1144 | were Migrants/ their spouses (out of total attendees) |
| 34% | attendees were Migrants or their spouses |

Testing of HIV

| | |
|---|--------------|
| No. of attendees found to be HIV reactive | 0 |
| HIV sero-reactivity % (Total) | 0.00% |

| | |
|-------------|---|
| 1024 | attendees counseled regarding HIV |
| 1019 | attendees tested for HIV |
| 30% | of attendees tested for HIV |
| 499 | Migrants/their spouses counseled regarding HIV |
| 462 | Migrants/their spouses tested for HIV |
| 44% | of Migrants/their spouses tested for HIV (out of Migrants/ their spouses attendees) |

| | |
|--|--------------|
| HIV sero-reactivity % (among migrants / their spouses) | 0.00% |
| HIV sero-reactivity % (among non-migrants) | 0.00% |



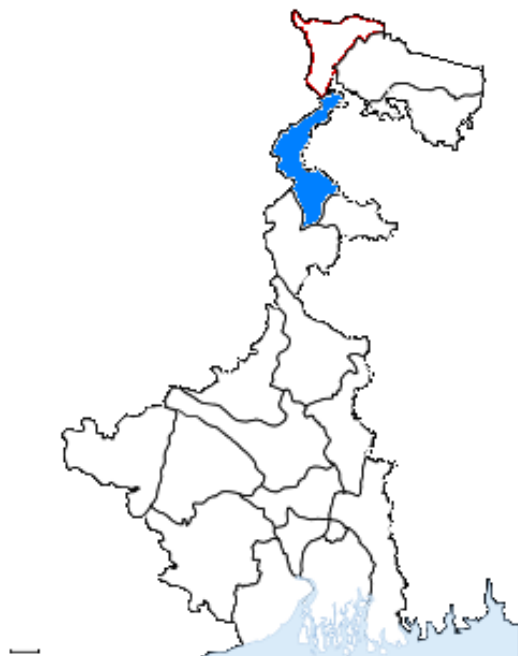
Major Destination States/ Country of returnee migrants:

1. Delhi/ NCR
2. Maharashtra
3. Tamilnadu
4. Karnataka
5. Orissa

Migrants' timing of return to native place from destination sites:

1. October
2. November

UTTAR DINAJPUR



| Name of the Block/ Municipality | No. of camps organised |
|---------------------------------|------------------------|
| | 5 |
| Chopra | 1 |
| Karandighi | 1 |
| Islampur | 1 |
| Itahar | 1 |
| Raiganj | 1 |

Basic Information

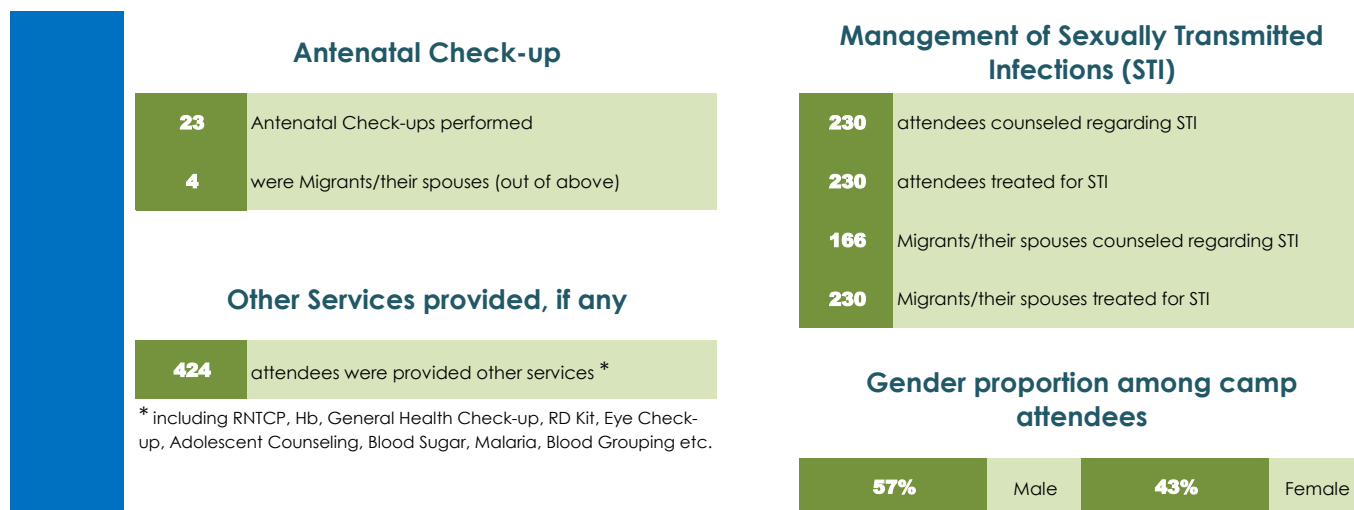
| | |
|-------------|---|
| 5 | camps organized |
| 2588 | people attended these camps |
| 518 | people attended per camp |
| 1257 | were Migrants/ their spouses (out of total attendees) |
| 49% | attendees were Migrants or their spouses |

Testing of HIV

| | |
|---|--------------|
| No. of attendees found to be HIV reactive | 1 |
| HIV sero-reactivity % (Total) | 0.04% |

| | |
|-------------|---|
| 1477 | attendees counseled regarding HIV |
| 1477 | attendees tested for HIV |
| 57% | of attendees tested for HIV |
| 1257 | Migrants/their spouses counseled regarding HIV |
| 1257 | Migrants/their spouses tested for HIV |
| 100% | of Migrants/their spouses tested for HIV (out of Migrants/ their spouses attendees) |

| | |
|--|--------------|
| HIV sero-reactivity % (among migrants / their spouses) | 0.00% |
| HIV sero-reactivity % (among non-migrants) | 0.08% |

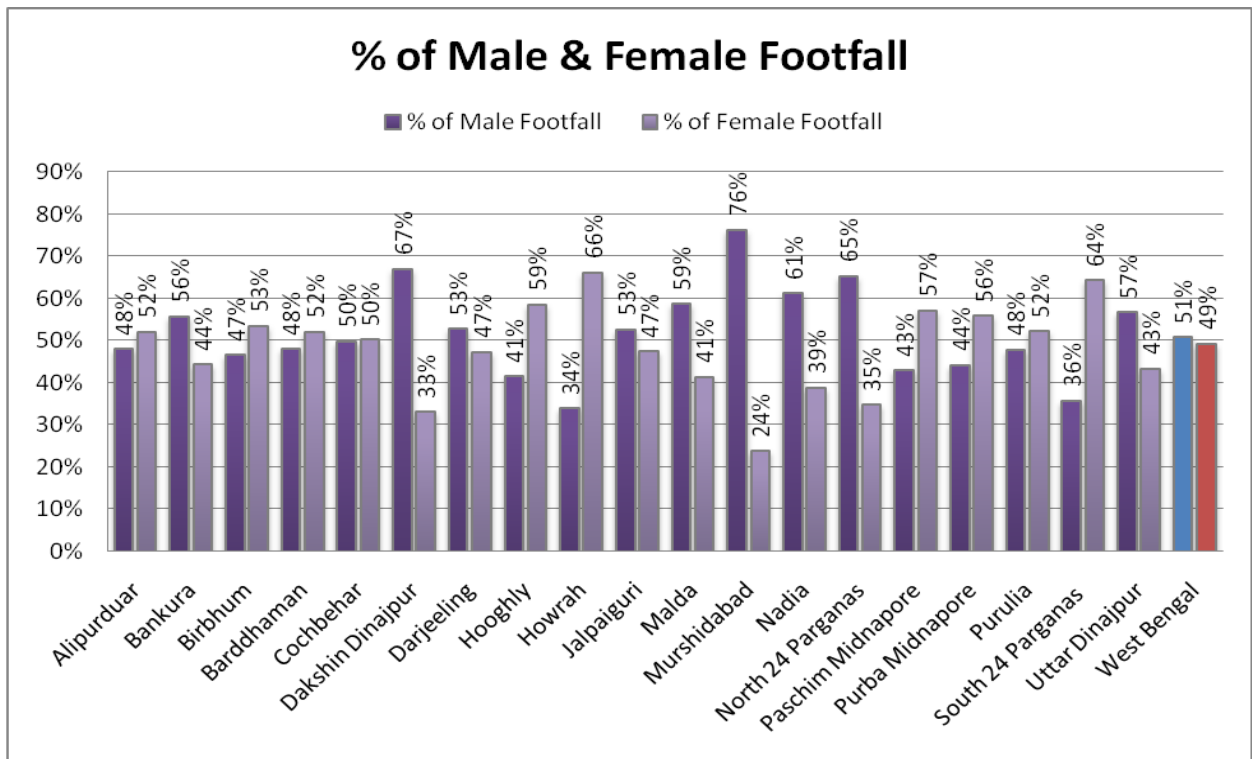
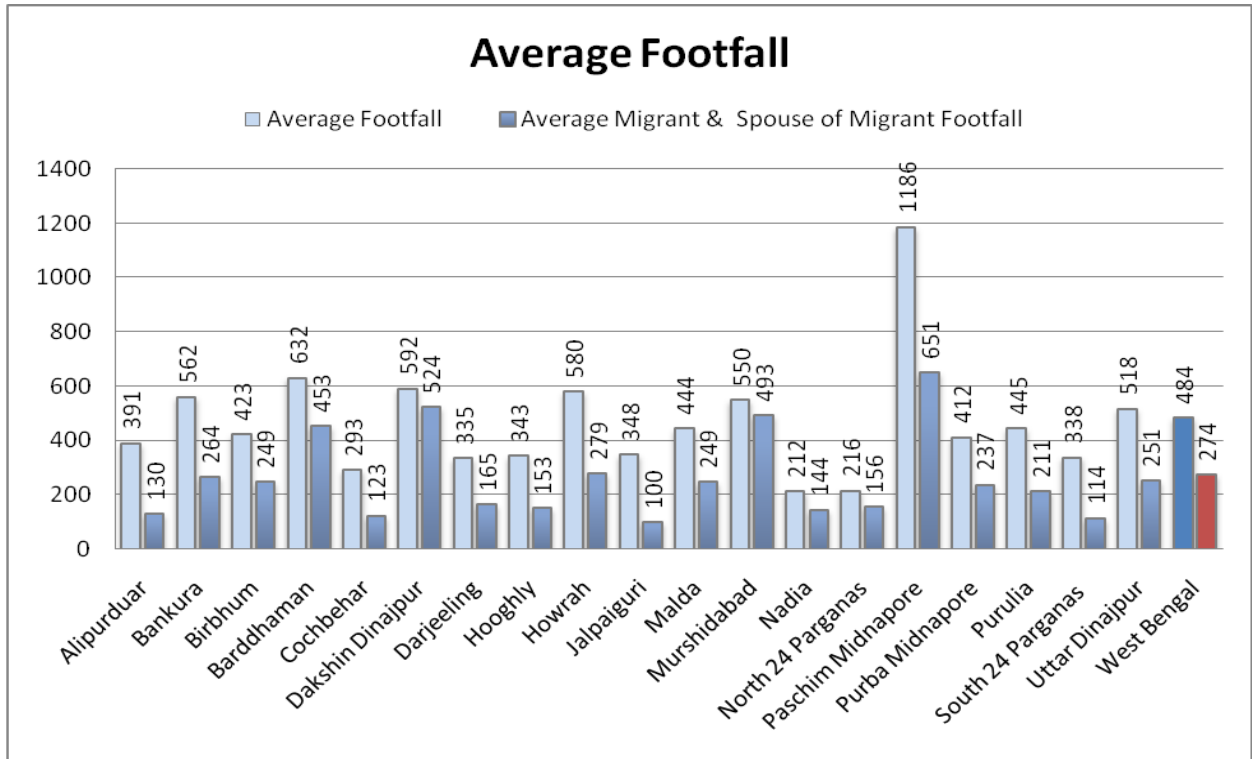


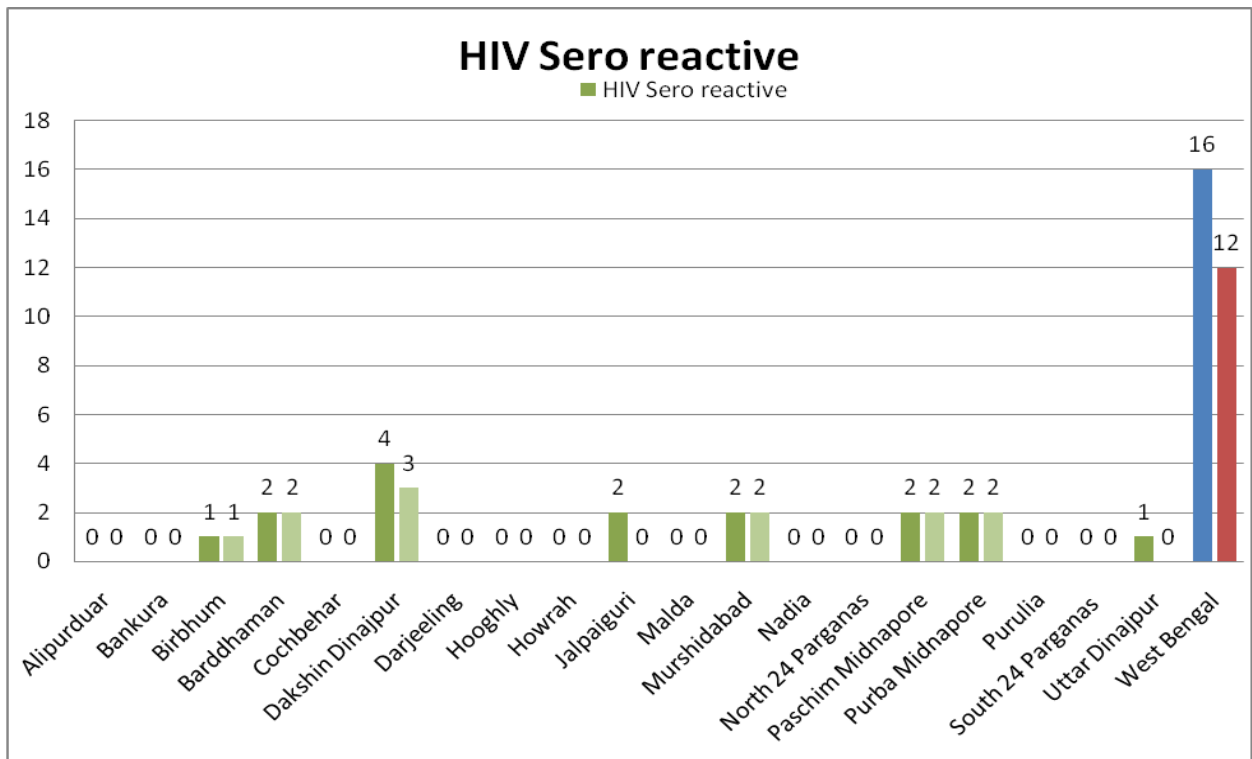
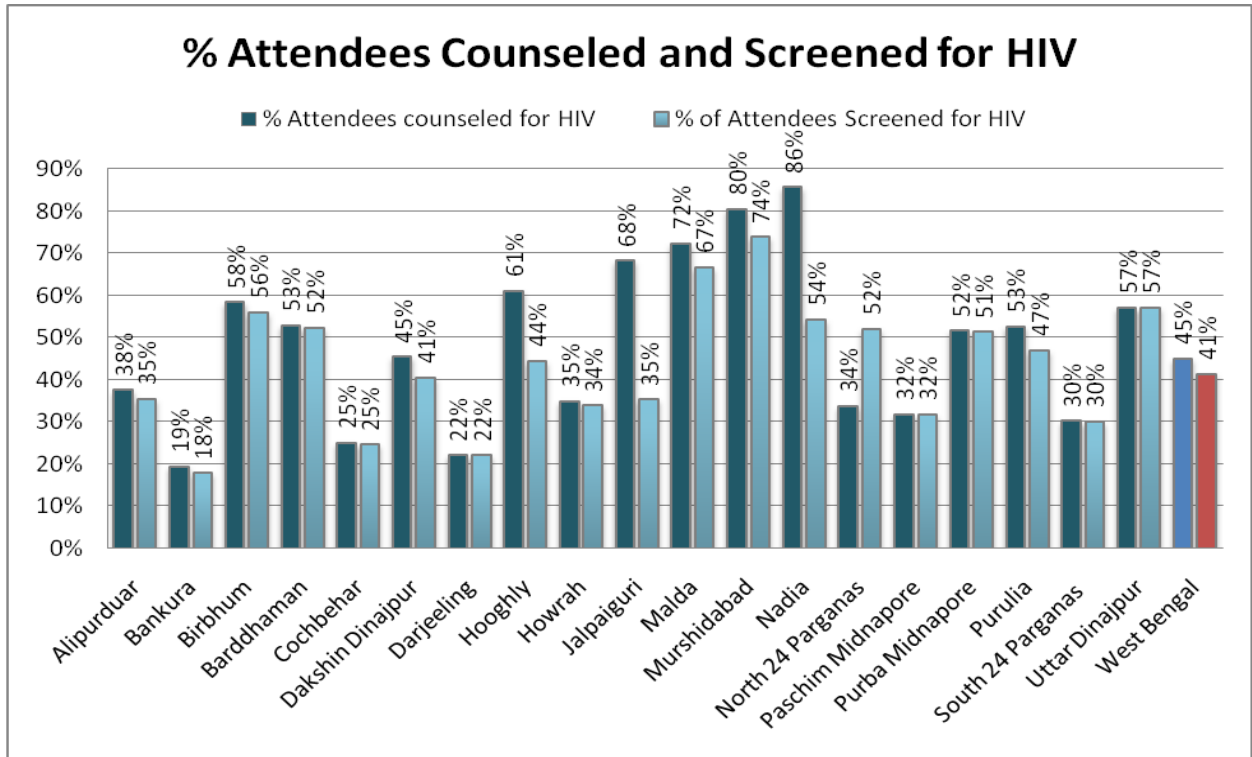
Major Destination States/ Country of returnee migrants:

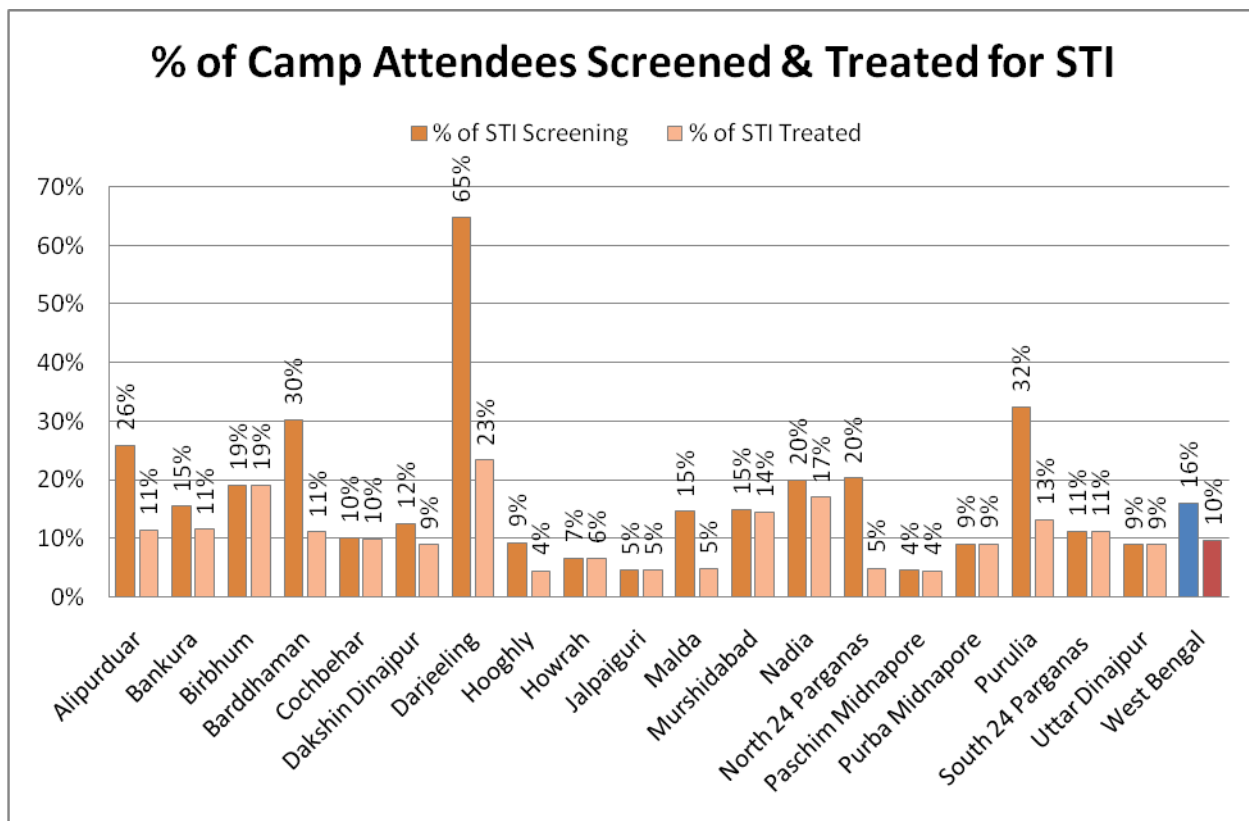
1. Delhi
2. Haryana
3. Sikkim

Migrants' timing of return to native place from destination sites:

1. October
2. November









West Bengal State AIDS Prevention & Control Society

Wing – B, 1st Floor, Swasthya Bhawan
GN – 29, Sector – V, Saltlake
Kolkata – 700 091